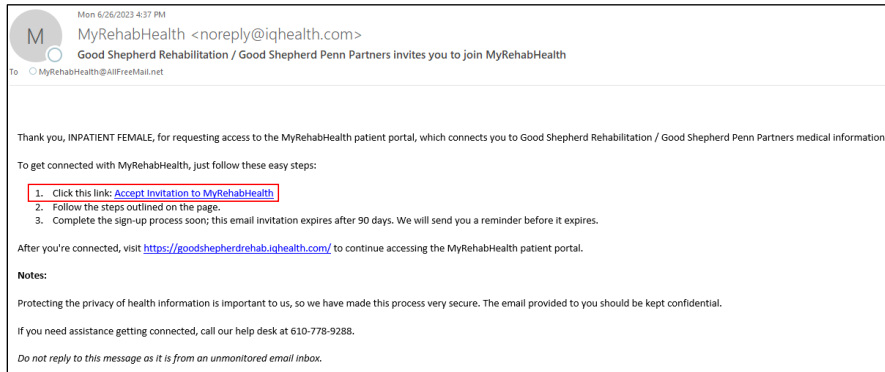


MyRehabHealth Patient Portal – Enrollment for Someone Under My Care

The steps documented below walk you through completing enrollment as an authorized user after requesting access during **Registration Check In process**. The secure email is sent to the **Email Address** that was provided at the **patient's** rehab appointment.

Authorized User Enrollment

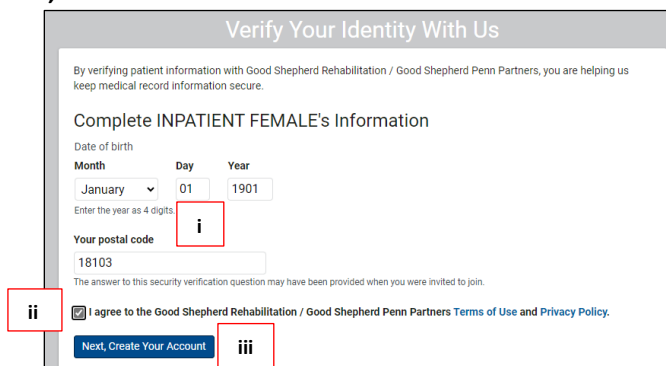
- As an authorized user, if you have already created a patient portal account for yourself, you will need to **provide a different** email address. Only **one account** can be associated with an email address.
- Open the email, **“Good Shepherd Rehabilitation/Good Shepherd Penn Partners invites you to join MyRehabHealth”** from **MyRehabHealth**.
 - Click on the link: [Accept Invitation to MyRehabHealth](#)



- Once you click on the link, you will be asked to **Verify the Patient's Identity**.
 - Click the drop-down arrow and select **I manage (patient's name) health**. Click **Continue**.



- Next, you will be asked to verify the patient's information.
 - Enter **the patient's date of birth** and the **challenge question** (Note: these must match the answer given to the challenge question that was given during the Check In process).
 - Check the box to agree to the Terms of Use and Privacy Policy.
 - Click **Next, Create Your Account**.



MyRehabHealth Patient Portal – Enrollment for Someone Under My Care

- 3. To **Create Your Account**, enter the following information:
 - a. First Name
 - b. Last Name
 - c. Gender
 - d. Date of Birth
 - e. Email Address (Note: must match the Email Address that was provided during Registration)
 - f. Create a Password
 - g. Check the box to accept the Terms and Privacy Policy
 - h. Click Submit

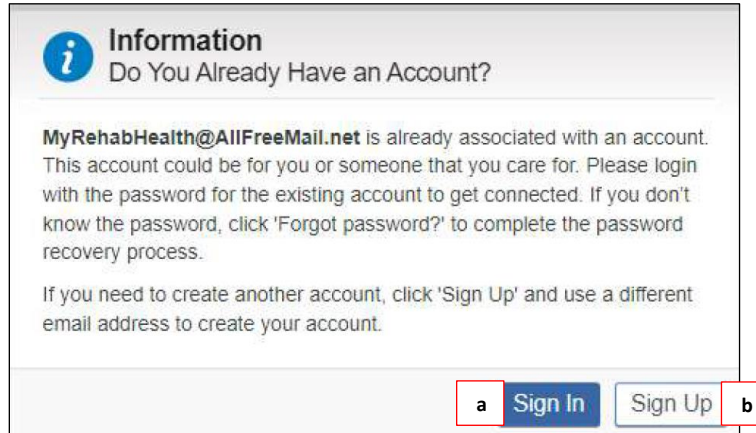
The screenshot shows the 'MyRehabHealth' 'CREATE ACCOUNT' form. The form includes a 'SIGN IN' button and a 'CREATE ACCOUNT' section with the following fields and annotations:

- * First Name**: Input field with annotation **a**.
- * Last Name**: Input field with annotation **b**.
- Mobile Number**: Input field with a placeholder '--- -- --' and a note: 'Enter a valid 10-digit mobile number in the format XXX-XXX-XXXX.'
- * Gender**: Dropdown menu with 'Female' selected and annotation **c**.
- * Date of Birth**: Input field with 'MM/DD/YYYY' placeholder and annotation **d**.
- * Email Address**: Input field with 'MyRehabHealth@AllFreeMail.net' and annotation **e**.
- * Password**: Input field with annotation **f** and a 'Show password' checkbox.
- * Confirm Password**: Input field with a 'Show password' checkbox.
- g**: Annotation pointing to the checkbox for 'I accept the Terms and Privacy Policy.'
- h**: Annotation pointing to the 'SUBMIT' button.

At the bottom of the form, there is a reCAPTCHA section with 'protected by reCAPTCHA' and 'Privacy - Terms' links, and a language selector set to 'English (United States)'.

MyRehabHealth Patient Portal – Enrollment for Someone Under My Care

- a. If the Email address is already associated with an account, you will see the following message. Follow the steps to **update the password (a – Sign In)** or create an account **with a different password (b – Sign Up)**.



4. You will now have access to the **Patient Portal**.